









High-current panel feed-through terminal blocks 4 mm² to 150 mm²



High-current feed-through terminal blocks for conductor cross sections of up to 4 mm ² (AWG 10)							
Screw connection with tension sleeve							
 Web code: #0829	Product name	Connection, interior	Notes	No. of pos.	Current ¹ (A)	Voltage ^{1,2} (V)	Connection direction
	VDFK 4	Solder connection	Fastening with knurled nut or locking wedge	1-pos. alignable	32 IEC 30 UL (C)	1000 IEC 150 UL (C)	0°
	DFK 4	Spade connection	Automatic latching in panel cutout	1-pos. alignable	17.5 IEC 15 UL (B)	1000 IEC 300 UL (B)	90°
	UW 4 UW 4-POT-SCM UW 4-POT-SL	Screw, solder, and spade connection	POT versions suitable for molding	1-pos. alignable	32 IEC 30 UL (B, C)	630 IEC 300 UL (B, C)	0°
	UWV 4	Screw connection	-	1-pos. alignable	32 IEC 30 UL (B, C)	630 IEC 300 UL (B, C)	-90°
Push-in spring connection							
 Web code: #0830	Product name	Connection, interior	Notes	No. of pos.	Current ¹ (A)	Voltage ^{1,2} (V)	Connection direction
	PW(O) 4-POT-SCM PW(O) 4-POT-SL	Spade and solder connection	POT versions suitable for molding, available with and without push button	1-pos. alignable	32 IEC 30 UL (B, C)	1000 IEC 300 UL (B, C)	45°
High-current feed-through terminal blocks for conductor cross sections of up to 10 mm ² (AWG 8)							
Screw connection with tension sleeve							
 Web code: #1230	Product name	Connection, interior	Notes	No. of pos.	Current ¹ (A)	Voltage ^{1,2} (V)	Connection direction
	VDFK 6	Solder connection	Fastening with knurled nut or locking wedge	1-pos. alignable	57 IEC 50 UL (C)	500 IEC 150 UL (C)	0°
	UW 10 UW 10-POT	Screw and solder connection	POT versions suitable for molding	1-pos. alignable	57 IEC 65 UL (B, C)	630 IEC 300 UL (B, C)	0°
	UWV 10 UWV 10-POT	Screw and solder connection	POT versions suitable for molding	1-pos. alignable	57 IEC 65 UL (B, C)	630 IEC 300 UL (B, C)	-90°
TWIN screw connection							
 Web code: #0832	Product name	Connection, interior	Notes	No. of pos.	Current ¹ (A)	Voltage ^{1,2} (V)	Connection direction
	HDFKV 10-TWIN	Screw connection	Double connection	1-pos. alignable	57 IEC 65 UL (C)	1000 IEC 150 UL (C)	+90°/-90°

High-current feed-through terminal blocks for conductor cross sections of up to 16 mm² (AWG 6)



Screw connection with tension sleeve

 Web code: #0833	Product name	Connection, interior	Notes	No. of pos.	Current ¹ (A)	Voltage ^{1,2} (V)	Connection direction
	UW 16 UW 16-POT	Screw and bolt connection	POT versions suitable for molding	1-pos. alignable	76 IEC 85 UL (B, C)	1000 IEC 600 UL (B, C)	0°
	UWV 16 UWV 16-POT	Screw and bolt connection	POT versions suitable for molding	1-pos. alignable	76 IEC 85 UL (B, C)	1000 IEC 600 UL (B, C)	-90°

Push-in spring connection




 Web code: #0834	Product name	Connection, interior	Notes	No. of pos.	Current ¹ (A)	Voltage ^{1,2} (V)	Connection direction
	PWO 16-UW PWO 16-POT	Screw and bolt connection	POT versions suitable for molding	1-pos. alignable	76 IEC 76 UL (B, C)	1000 IEC 600 UL (B, C)	45°

Push-lock spring connection



 Web code: #0835	Product name	Connection, interior	Notes	No. of pos.	Current ¹ (A)	Voltage ^{1,2} (V)	Connection direction
	PLW 16-6	Push-in connection	Mounting with wedge	3 ... 5	41 IEC 40 UL (B, C)	1000 IEC 600 UL (B, C)	0°

High-current feed-through terminal blocks for conductor cross sections up to 35 mm² (AWG 2)

Screw connection with tension sleeve

 Web code: #0837	Product name	Connection, interior	Notes	No. of pos.	Current ¹ (A)	Voltage ^{1,2} (V)	Connection direction
	UW 25 UW 25-POT	Screw and bolt connection	POT versions suitable for molding	1-pos. alignable	101 IEC 112.5 UL (B, C)	1000 IEC 600 UL (B, C)	0°
	UWV 25 UWV 25-POT	Screw and bolt connection	POT versions suitable for molding	1-pos. alignable	101 IEC 112.5 UL (B, C)	1000 IEC 600 UL (B, C)	-90°

TWIN screw connection








 Web code: #0838	Product name	Connection, interior	Notes	No. of pos.	Current ¹ (A)	Voltage ^{1,2} (V)	Connection direction
	HDFKV 25-TWIN	Screw connection	Double connection	1-pos. alignable	101 IEC 115 UL (B, C)	1000 IEC 600 UL (B, C)	+90°/-90°

¹ For more information on UL Use groups A – F, see page 17

² IEC rated insulation voltage with overvoltage category III/pollution degree 2






High-current feed-through terminal blocks for conductor cross sections up to 50 mm² (AWG 1/0)

Screw connection with tension sleeve



 Web code: #0840	Product name	Connection, interior	Notes	No. of pos.	Current ¹ (A)	Voltage ^{1,2} (V)	Connection direction
	HDFK 50 HDFK 50-VP	Screw and bolt connection	VP versions suitable for molding	1-pos. alignable	150 IEC 170 UL (B, C)	1000 IEC 600 UL (B, C)	0°
	HDFKV 50 HDFKV 50-VP	Screw and bolt connection	VP versions suitable for molding	1-pos. alignable	150 IEC 170 UL (B, C)	1000 IEC 600 UL (B, C)	-90°
New 	UW 50/S UW 50-POT/S	Screw and bolt connection	POT versions suitable for molding	1-pos. alignable	150 IEC 150 UL (B, C)	1000 IEC 600 UL (B, C)	0°
New 	UWV 50/S UWV 50-POT-S	Screw and bolt connection	POT versions suitable for molding	1-pos. alignable	150 IEC 150 UL (B, C)	1000 IEC 600 UL (B, C)	-90°
T-LOX knee-lever connection							
 Web code: #0841	Product name	Connection, interior	Notes	No. of pos.	Current ¹ (A)	Voltage ^{1,2} (V)	Connection direction
	TW 50	Bolt connection		1...6	150 IEC 150 UL (B,C)	1000 IEC 600 UL (B, C)	0°

High-current feed-through terminal blocks for conductor cross sections up to 95 mm² (AWG 3/0)

Screw connection with tension sleeve

 Web code: #0842	Product name	Connection, interior	Notes	No. of pos.	Current ¹ (A)	Voltage ^{1,2} (V)	Connection direction
	UW 95/S UW 95-F/S UW 95-POT/S UW 95-F-POT/S	Screw and bolt connection	Without flange With flange Molded version without flange Molded version with flange	1-pos. alignable	232 IEC 200 UL (B,C)	1000 IEC 600 UL (B, C)	0°
	UWV 95/S UWV 95-F/S	Screw connection	Without flange With screw flange	1-pos. alignable	232 IEC 200 UL (B,C)	1000 IEC 600 UL (B, C)	-90°
	HDFK 95 HDFK 95-F HDFK 95-F-VP	Screw and bolt connection	Without flange With flange Molded version with flange	1-pos. alignable	232 IEC 230 UL (B, C)	1000 IEC 600 UL (B, C)	0°
	HDFKV 95 HDFKV 95-F	Screw connection	Without flange With flange	1-pos. alignable	232 IEC 230 UL (B, C)	1000 IEC 600 UL (B, C)	-90°

T-LOX knee-lever connection

 Web code: #0843	Product name	Connection, interior	Notes	No. of pos.	Current ¹ (A)	Voltage ^{1,2} (V)	Connection direction
	TW 95	Bolt connection		1...6	232 IEC 230 UL (B, C)	1000 IEC 600 UL (B, C)	0°

¹ For more information on UL Use groups A – F, see page 17

² IEC rated insulation voltage with overvoltage category III/pollution degree 2