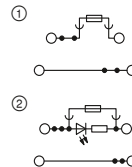


# Fuse terminal blocks



## Notes:

1) For additional accessories and technical data, see page 98.

<b>Dimensions</b>	[mm]
<b>Maximum electrical data</b>	
Maximum bridge current	[A]
<b>Rated data</b>	
Rated voltage	[V]
Nominal current / cross section	[A] / [mm <sup>2</sup> ]

Description	Color
<b>Fuse terminal block</b>	black
With LED display 12 ... 30 V AC/DC, 0.31 ... 0.95 mA	black
30 ... 60 V AC/DC, 0.40 ... 0.86 mA	black
110 ... 250 V AC/DC, 0.41 ... 0.96 mA	black

<b>Cover, width: 2.2 mm</b>	gray
-----------------------------	------



Technical data <sup>1)</sup>			
Width	Length	Height	
<b>6.2</b>	<b>102.9</b>	<b>75.5 (NS 35/7,5)</b>	
I <sub>max.</sub> [A]	U <sub>max.</sub> [V]	max. Ø [mm <sup>2</sup> ]	AWG (UL)
<b>32</b>	<b>500</b>	<b>0.2 - 6</b>	<b>24-10</b>
22 (FBS) / 22 (FBSR)			
IEC	UL / CUL	CSA	Ex
500	600	600	-
28 / 4	6.3 / -	6.3 / -	- / -

Ordering data			
Type		Order No.	Pcs./Pkt.
<b>PTTB 4-HESI (5X20)</b>	①	<b>3211886</b>	50
<b>PTTB 4-HESILED 24 (5X20)</b>	②	<b>3211888</b>	50
<b>PTTB 4-HESILED 60 (5X20)</b>	②	<b>3211890</b>	50
<b>PTTB 4-HESILED 250 (5X20)</b>	②	<b>3211892</b>	50

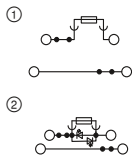
Accessories <sup>1)</sup>		
<b>D-PTTB 4-TG</b>		<b>3211918</b>
		50

# Fuse terminal blocks

## Notes:

1) For additional accessories and technical data, see page 98.

2) The current is determined by the fuse used.



**32 A, fuse terminal block  
for 5 x 20 mm cartridge fuses**



### Technical data<sup>1)</sup>

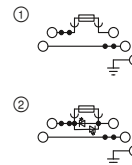
Width	Length	Height		
<b>6.2</b>	<b>118.5</b>	<b>83.9 (NS 35/7,5)</b>		
$I_{max.}$ [A]	$U_{max.}$ [V]	max. Ø [mm <sup>2</sup> ]	AWG (UL)	
<b>32</b>	<b>500</b>	<b>0.2 - 6</b>	<b>24-10</b>	
32 (FBS) / 24 (FBSR)				
IEC	UL / CUL	CSA	Ex	
500	600	600	-	
28 / 4	6.3 / -	6.3 / -	- / -	
6.3 <sup>2)</sup> / 4 (disconnect level)				

### Ordering data

Type	Order No.	Pcs./Pkt.
PT 4-L/HESI (5X20)	① <b>3002608</b>	50
PT 4-L/HESILED 24 (5X20)	② <b>3002609</b>	50
PT 4-L/HESILED 60 (5X20)	② <b>3002611</b>	50
PT 4-L/HESILED 250 (5X20)	② <b>3002612</b>	50

### Accessories<sup>1)</sup>

D-PT 4-PE/L/HESI	<b>3002619</b>	50
------------------	----------------	----



**32\_A, fuse terminal block  
for 5 x 20 mm cartridge fuses, PE foot**



### Technical data<sup>1)</sup>

Width	Length	Height		
<b>6.2</b>	<b>118.5</b>	<b>83.9 (NS 35/7,5)</b>		
$I_{max.}$ [A]	$U_{max.}$ [V]	max. Ø [mm <sup>2</sup> ]	AWG (UL)	
<b>32</b>	<b>500</b>	<b>0.2 - 6</b>	<b>24-10</b>	
32 (FBS) / 24 (FBSR)				
IEC	UL / CUL	CSA	Ex	
500	600	600	-	
28 / 4	6.3 / -	6.3 / -	- / -	
6.3 <sup>2)</sup> / 4 (disconnect level)				

### Ordering data

Type	Order No.	Pcs./Pkt.
PT 4-PE/L/HESI (5X20)	① <b>3002602</b>	50
PT 4-PE/L/HESILED 24 (5X20)	② <b>3002603</b>	50
PT 4-PE/L/HESILED 60 (5X20)	② <b>3002604</b>	50
PT 4-PE/L/HESILED 250 (5X20)	② <b>3002605</b>	50

### Accessories<sup>1)</sup>

D-PT 4-PE/L/HESI	<b>3002619</b>	50
------------------	----------------	----

Dimensions	[mm]
Maximum electrical data	
Maximum bridge current	[A]
Rated data	
Rated voltage	[V]
Nominal current / cross section	[A] / [mm <sup>2</sup> ]
Nominal current / cross section	[A] / [mm <sup>2</sup> ]

Description	Color
Fuse terminal block	black
with LED for 12 ... 30 V DC, 0.31 ... 0.95 mA	black
30 ... 60 V AC/DC, 0.40 ... 0.86 mA	black
110 ... 250 V AC/DC, 0.41 ... 0.96 mA	black

Cover, width: 2.2 mm	gray
----------------------	------